

LUMIGEAR

LED Drivers Guide

LUMInous ideas,
GEARed for brilliance

2026

ABOUT LUMIGEAR

LUMIGEAR is a globally integrated provider of advanced LED lighting technologies, dedicated to delivering high-performance, application-specific solutions across the professional lighting industry. With decades of expertise, LUMIGEAR seamlessly combines engineering excellence, global manufacturing, and customer-focused innovation to meet the complex demands of a dynamic market.

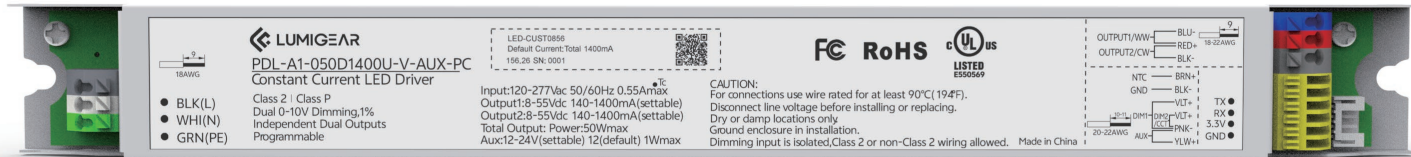
Our solutions are applied across a broad range of sectors, including but not limited to:

- Architectural Lighting
- Smart Lighting Systems
- Residential & Hospitality Lighting
- Commercial & Office Space Illumination
- ODM-Based Custom Lighting Solutions

LUMIGEAR's commitment to excellence has earned widespread recognition from architects, lighting designers, electrical planners, installers, and wholesalers, who rely on our products for both indoor and outdoor applications.

At LUMIGEAR, we don't just develop lighting components, we deliver the technology, reliability, and global support that power world-class illumination.

Nomenclature



Product Family

AF= Architectural FlexFit
 CV=Constant Voltage
 ES =Essence
 PD=Premium

Power Range

050=50W
 120 =120W

Auxiliary Source

Nothing= Without Aux
 AUX = With Aux

The wire outlet methods of the product

S= side feed B= bottom feed M= "M" means outlet on both mounting and side surface.

Internal Distinguishing Code

The first letter ranges from A to Z, with later letters denoting enhanced functionality; The second digit ranges from 1 to 99, representing the version number.

Input Voltage

U =UNA120-277V
 M=MUA120-347V
 H=HUA347V higher

Number of DIP switches for power adjustment

T=3 DIP switches F=4 DIP switches
 V=5 DIP switches



PD

L

A1

050D

1400

U

V

AUX

PC

T

F

S

Product Appearance

P =Pocket
 S =Slim
 R =Round
 J =Junction Box
 W=Waterproof
 L =Linear
 C =Compact
 I =Integral

(CC) mode, it is a current range.

1400=1400mA 2000=2000mA
 In constant voltage

(CV) mode, it refers to the output voltage:

012=12V 048=48V

Dimming Control

BLE=BLE/NLC DMX=DMX
 LT =LiteTrace KNX =KNX
 CA =CASAMBI ND =No-Dimming
 V =0-10V E =ELV
 T =TRIAC P =PWM
 DT6/DT8/D4i=DALI

Programming method

P =PC
 N=NFC
 D=DIP switch
 F=Fixed current

Number of color temperature setting CCT switches

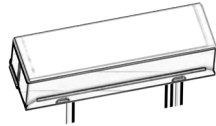
T=3 CCT switches
 F=4 CCT switches
 V=5 CCT switches

Product Appearance

P=Pocket



85×40.5×27mm/3.3×1.6×1.1 in. (with flanges)
78.4×34.7×24.8 mm/3.1×1.3×1.0 in. (with flanges)



98×31×23 mm/3.8×1.2×0.9 in.
112×31×23 mm/4.4×1.2×0.9 in. (with flanges)



110.9×30.5×23.8 mm/4.3×1.2×0.9 in.
116.7×30.5×23.8 mm/4.6×1.2×0.9 in. (with flanges)



87×27.5×20.3 mm
3.3×1.1×0.8 in. (with flanges)



85.6×41.6×24.7mm
3.3×1.6×0.9 in.



150×28×20.7 mm/5.9×1.1×0.8 in. (with flanges)
176×26×19.5 mm/6.9×1.0×0.7 in. (TBD)

W=Waterproof



215×34.5×32 mm/8.5×1.3×1.2 in. (with flanges)

C=Compact



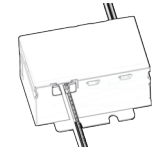
127×60.3×27.5 mm/5.0×2.3×1.1 in. (with flanges)

S=Slim



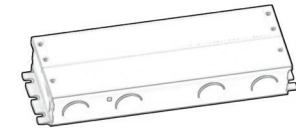

244×18.2×16 mm/9.6×0.7×0.6 in.
356×18.2×16 mm/14×0.7×0.6 in.
258.5×18.2×16 mm/10.2×0.7×0.6 in. (with flanges)
370×18.2×16 mm/14.5×0.7×0.6 in. (with flanges)

I=Integral



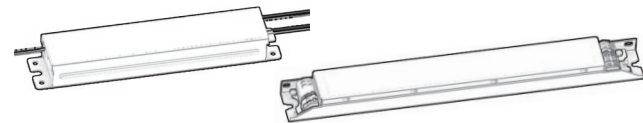
50×40.8×24.5 mm
1.9×1.6×0.9 in. (with flanges)

J=Junction Box



218×71.7×35.3 mm/8.6×2.8×1.4 in. (with flanges)
248.5×115.6×40 mm/9.8×4.5×1.5 in. (with flanges)
233.6×115.6×40 mm/9.2×4.5×1.5 in. (TBD)

L=Linear



242×44.5×30.5 mm/9.5×1.7×1.2 in. (with flanges)
280×30×21.5 mm/11.0×1.2×0.8 in.
380×30×25.4 mm/14.9×1.2×1.0 in.



CONTENTS

01	AFP Series	05-11
	AFP-E1	07
	AFP-C1/D1	08
	AFP-B1E	09
	AFP-B1	10
	AFP-A1	11

02	AFI Series	12-15
	AFI-A1	13
	AFI-V1	15

03	AFS Series	16-17
	AFS-A1/B1/C1/D1	17

04	PD Series	18-21
	PDC-A1	20
	PDL-B1/C1/D1/A1	21

05	ES Series	22-25
	ESC-B1	22
	ESC-A1	23
	ESL-A1E	24
	ESL-A1	25

06	CV Series	27-33
	CVJ-A1	28
	CVP-B1	30
	CVP-A1	31
	CVW-A1	32
	CVL-B1	33

AFP Series




Extreme Compact Form Factor



Tri-mode, 0-10V, 1-10V, MLV, ELV, TRIAC



High Power Density 8.4 W/in³




True 1% Dimming Over Full Output Current Range



Full Programmable Features



Dim To Off





AFP-E1



AFP-B1



AFP-C1
-B(bottom feed) series



AFP-C1
-S(side feed) series



AFP-D1



AFP-B1E (PC) series

Model	Feed	Housing	Output Voltage	Output Current	Power	Efficiency	Dimension
AFP-E1-050S1400U-VT-PC-X	SIDE/BOTTOM FEED	METAL	5-55VDC	400-1400mA	50W	89%	110.9×30.5×23.8 mm/4.3×1.2×0.9 in. 116.7×30.5×23.8 mm/4.6×1.2×0.9 in. (with flanges)
AFP-B1-012S0420U-VT-AUX-PC	SIDE FEED	METAL	10-42VDC	42-420mA	12W	85%	72×40.5×27mm/2.8×1.6×1.1 in. 85×40.5×27mm/3.3×1.6×1.1 in. (with flanges)
AFP-B1-025S0850U-VT-AUX-PC	SIDE FEED	METAL	10-42VDC	85-850mA	25W	87%	
AFP-B1-040S1200U-VT-AUX-PC	SIDE FEED	METAL	10-42VDC	120-1200mA	40W	88%	
AFP-C1-012S0400U-VT-PC-S	SIDE FEED	METAL	10-40VDC	40-400mA	12W	85%	112×31×23 mm/4.4×1.2×0.9 in.
AFP-C1-012S0400U-VT-PC-B	BOTTOM FEED	METAL	10-40VDC	40-400mA	12W	85%	98×31×23 mm/3.8×1.2×0.9 in.
AFP-C1-020S0700U-VT-PC-S	SIDE FEED	METAL	10-40VDC	70-700mA	20W	87%	112×31×23 mm/4.4×1.2×0.9 in.
AFP-C1-020S0700U-VT-PC-B	BOTTOM FEED	METAL	10-40VDC	70-700mA	20W	87%	98×31×23 mm/3.8×1.2×0.9 in.
AFP-C1-036S1200U-VT-PC-S	SIDE FEED	METAL	10-40VDC	120-1200mA	36W	88%	112×31×23 mm/4.4×1.2×0.9 in.
AFP-C1-036S1200U-VT-PC-B	BOTTOM FEED	METAL	10-40VDC	120-1200mA	36W	88%	98×31×23 mm/3.8×1.2×0.9 in.
AFP-D1-012S0400U-VT-PC-S	SIDE FEED	METAL	10-40VDC	100-400mA	12W	84%	71×27.5×20.3 mm/2.8×1.1×0.8 in. 87×27.5×20.3 mm/3.3×1.1×0.8 in. (with flanges)
AFP-B1E-012S0420U-VT-PC	SIDE FEED	PLASTIC	10-42VDC	42-420mA	12W	85%	85.6×41.6×24.7mm/3.3×1.6×0.9 in.
AFP-B1E-024S0850U-VT-PC	SIDE FEED	PLASTIC	10-42VDC	84-850mA	24W	86%	85.6×41.6×24.7mm/3.3×1.6×0.9 in.
AFP-B1E-036S1000U-VT-PC	SIDE FEED	PLASTIC	10-42VDC	100-1000mA	36W	87%	85.6×41.6×24.7mm/3.3×1.6×0.9 in.

AFP-E1

TRIAC + 0-10V



Features & Benefits

- Extreme compact form factor
- Tri-mode dimming:0-10V,1-10V,MLV,ELV,TRIAC
- True 1% dimming over full output current range
Ultra-wide Voltage Output: 5-55 VDC
- Universal AC Input Voltage(120-277VAC)
- High Power Density Design, Black aluminum sheet metal case
- Comply with phase cut dimming and isolated 0-10V dimming, dim down to true 1%
- Silicon potted for good thermal performance
- Suitable for indoor use
- Flicker free, excellent camera compatibility
- Combination Wave 2KV, Ringwave 2.5KV
- Comply with UL8750, IEEE1789

Programmable Features

- Output current(1mA step)
- Dim to off, Min Dimming Level
- Programmable conduction angles with turn-on & turn-off for TRIAC & ELV
- Dimming curve: Selectable Linear / Logarithmic
- OTP mode: Foldback mode, Linear decrease mode
- Dimming fade time(Soft start)
- Over load protection

Optional Functions


- Side feed and bottom feed




Model	Rated Input Voltage	Max Output Power	Output Current	Rated Output Voltage	Dimming Control	Dimming Range	Efficiency	TA/TC	Dimension
AFP-E1-050S1400U-VT-PC-S	120-277VAC	50W	400-1400mA	5-55VDC	TRIAC+0-10V	1-100%	89%	Ta:-25~+55 °C Tc:≤85 °C@50,000 h	111×30.5×24 mm/4.3×1.2×0.9 in. 117×30.5×24 mm/4.4×1.2×0.9 in. (with flanges)
AFP-E1-050S1400U-VT-PC-B	120-277VAC	50W	400-1400mA	5-55VDC	TRIAC+0-10V	1-100%	89%	Ta:-25~+55 °C Tc:≤85 °C@50,000 h	111×30.5×24 mm/4.3×1.2×0.9 in. 117×30.5×24 mm/4.4×1.2×0.9 in. (with flanges)

AFP-C1/D1

TRIAC + 0-10V



-B(bottom feed) series



-S(side feed) series

Features & Benefits

- Extreme compact form factor
- Tri-mode dimming: 0-10V,1-10V,MLV,ELV,TRIAC
- True 1% dimming over full output current range
- Wide current range coverage: 40-1200 mA
- High power density design, white aluminum sheet metal case
- Complies with phase cut dimming and isolated 0-10V dimming, dimming down to true 1%
- Suitable for indoor use
- Flicker-free, excellent camera compatibility
- Nominal lifetime up to 50,000 hours
- 5-year warranty

Programmable Features

- Output current(1mA step)
- Dim to off, min dimming level
- Programmable conduction angles with turn-on & turn-off for TRIAC & ELV
- Dimming curve: log/linear/customized
- OTP mode: foldback mode, linear decrease mode
- Dimming fade time
- Overload protection

Optional Functions

- Side feed and bottom feed

Model	Rated Input Voltage	Max Output Power	Output Current	Rated Output Voltage	Dimming Control	Dimming Range	Efficiency	TA/TC	Dimension
AFP-C1-012S0400U-VT-PC-S AFP-C1-012S0400U-VT-PC-B	120-277VAC	12W	40-400mA	10-40VDC	TRIAC+0-10V	1-100%	85%	Ta:-25~+50 °C Tc:≤80 °C@50,000 h	98×31×23 mm/3.8×1.2×0.9 in. 112×31×23 mm/4.4×1.2×0.9 in. (with flanges)
AFP-C1-020S0700U-VT-PC-S AFP-C1-020S0700U-VT-PC-B	120-277VAC	20W	70-700mA	10-40VDC	TRIAC+0-10V	1-100%	87%	Ta:-25~+50 °C Tc:≤85 °C@50,000 h	98×31×23 mm/3.8×1.2×0.9 in. 112×31×23 mm/4.4×1.2×0.9 in. (with flanges)
AFP-C1-036S1200U-VT-PC-S AFP-C1-036S1200U-VT-PC-B	120-277VAC	36W	120-1200mA	10-40VDC	TRIAC+0-10V	1-100%	88%	Ta:-25~+50 °C Tc:≤85 °C@50,000 h	98×31×23 mm/3.8×1.2×0.9 in. 112×31×23 mm/4.4×1.2×0.9 in. (with flanges)
AFP-D1-012S0400U-VT-PC-S AFP-D1-012S0400U-VT-PC-B	120-277VAC	12W	100-400mA	10-40VDC	TRIAC+0-10V	1-100%	84%	Ta:-25~+50 °C Tc:≤80 °C@50,000 h	71×27.5×20.3 mm/2.8×1.1×0.8 in. 87×27.5×20.3 mm/3.3×1.1×0.8 in. (with flanges)

AFP-B1E

TRIAC + 0-10V



Features & Benefits

- Universal AC Input Voltage(120-277VAC)
- Compact design, Gray PC case
- Comply with phase cut dimming and isolated 0-10V dimming, dimming down to true 1%
- Suitable for indoor use
- Flicker-free, excellent camera compatibility
- UL Class2,Class P
- Combination Wave 2KV, Ringwave 2.5KV
- Operating temperature: -25°C~+50°C
- Comply with IEEE1789, UL8750

Programmable Features

- Output current(1mA step)
- Dim to off, min dimming level
- Programmable conduction angles with turn-on & turn-off for TRIAC & ELV
- Dimming curve: log/linear/customized
- OTP mode: foldback mode, linear decrease mode
- Dimming fade time
- Overload protection



Model	Rated Input Voltage	Max Output Power	Output Current	Rated Output Voltage	Dimming Control	Dimming Range	Efficiency	TA/TC	Dimension
AFP-B1E-012S0420U-VT-PC	120-277VAC	12W	42-420mA	10-42VDC	TRIAC+0-10V	1-100%	85%	Ta:-40~+50 °C Tc:≤80 °C@50,000 h	85.6×41.6×24.7mm/3.3×1.6×0.9 in.
AFP-B1E-024S0850U-VT-PC	120-277VAC	24W	84-850mA	10-42VDC	TRIAC+0-10V	1-100%	86%	Ta:-40~+50 °C Tc:≤80 °C@50,000 h	85.6×41.6×24.7mm/3.3×1.6×0.9 in.
AFP-B1E-036S1000U-VT-PC	120-277VAC	36W	100-1000mA	10-42VDC	TRIAC+0-10V	1-100%	87%	Ta:-40~+50 °C Tc:≤85 °C@50,000 h	85.6×41.6×24.7mm/3.3×1.6×0.9 in.

AFP-B1

TRIAC + 0-10V



Features & Benefits


- Extreme compact form factor
- Tri-mode dimming: 0-10V,1-10V,MLV,ELV,TRIAC
- True 1% dimming over full output current range
- Wide current range coverage: 42-1200 mA
- High power density design, white aluminum sheet metal case
- Complies with phase cut dimming and isolated 0-10V dimming, dimming down to true 1%
- Suitable for indoor use
- Flicker-free, excellent camera compatibility
- Nominal lifetime up to 50,000 hours
- 5-year warranty

Programmable Features

- Output current(1mA step)
- Dim to off, min dimming level
- Programmable conduction angles with turn-on & turn-off for TRIAC & ELV
- Dimming curve: log/linear/square dimming curves
- OTP mode: foldback mode, linear decrease mode
- Dimming fade time
- Overload protection

Optional Functions

- Auxiliary power 12V/50mA



Model	Rated Input Voltage	Max Output Power	Output Current	Rated Output Voltage	Dimming Control	Dimming Range	Efficiency	TA/TC	Dimension
AFP-B1-012S0420U-VT-AUX-PC	120-277VAC	12W	42-420mA	10-42VDC	TRIAC+0-10V	1-100%	85%	Ta:-25~+50 °C Tc:≤80 °C@50,000 h	72×40.5×27mm/2.8×1.6×1.1 in. 85×40.5×27mm/3.3×1.6×1.1 in. (with flanges)
AFP-B1-025S0850U-VT-AUX-PC	120-277VAC	25W	85-850mA	10-42VDC	TRIAC+0-10V	1-100%	87%	Ta:-25~+50 °C Tc:≤85 °C@50,000 h	72×40.5×27mm/2.8×1.6×1.1 in. 85×40.5×27mm/3.3×1.6×1.1 in. (with flanges)
AFP-B1-040S1200U-VT-AUX-PC	120-277VAC	40W	120-1200mA	10-42VDC	TRIAC+0-10V	1-100%	88%	Ta:-25~+50 °C Tc:≤85 °C@50,000 h	72×40.5×27mm/2.8×1.6×1.1 in. 85×40.5×27mm/3.3×1.6×1.1 in. (with flanges)

AFP-A1

Tri-mode/TRIAC or 0-10V




Features & Benefits

- Extreme compact form factor
- True 1% dimming over full output current range
- High power density design, white aluminum sheet metal case
- Complies with phase cut dimming, isolated 0-10V dimming, dimming down to true 1%
- Suitable for indoor use
- Flicker-free, excellent camera compatibility
- Nominal lifetime up to 50,000 hours
- 5-year warranty

Programmable Features

- Output current (1mA step)
- Dim to off, min dimming level
- Programmable conduction angles with turn-on & turn-off for TRIAC & ELV
- Dimming curve: log/linear/square dimming curves
- OTP mode: foldback mode, linear decrease mode
- Dimming fade time
- Overload protection



Model	Rated Input Voltage	Max Output Power	Output Current	Rated Output Voltage	Dimming Control	Dimming Range	Efficiency	TA/TC	Dimension
AFP-A1-015S0420U-T-PC	120-277VAC 120VAC	15W	150-420mA	20-42VDC	TRIAC	1-100%	88%	Ta: -25~+55 °C Tc: ≤80 °C@50,000 h	68.4×35.2×24.8 mm/2.7×1.4×1.0 in. 78.4×35.2×24.8 mm/3.1×1.4×1.0 in. (with flanges)
AFP-A1-030S0850U-T-PC	120-277VAC 120VAC	30W	300-850mA	20-42VDC	TRIAC	1-100%	89%	Ta: -25~+55 °C Tc: ≤85 °C@50,000 h	68.4×35.2×24.8 mm/2.7×1.4×1.0 in. 78.4×35.2×24.8 mm/3.1×1.4×1.0 in. (with flanges)
NEW AFP-A1-015S0420U-V-PC	120-277VAC	15W	150-420mA	20-42VDC	0-10V	1-100%	88%	Ta: -25~+55 °C Tc: ≤80 °C@50,000 h	68.4×35.2×24.8 mm/2.7×1.4×1.0 in. 78.4×35.2×24.8 mm/3.1×1.4×1.0 in. (with flanges)
NEW AFP-A1-030S0850U-V-PC	120-277VAC	30W	300-850mA	20-42VDC	0-10V	1-100%	89%	Ta: -25~+55 °C Tc: ≤85 °C@50,000 h	68.4×35.2×24.8 mm/2.7×1.4×1.0 in. 78.4×35.2×24.8 mm/3.1×1.4×1.0 in. (with flanges)

AFI-A1



**Tiny Driver.
Massive Power.**

AFI-A1

TRIAC or 0-10V




Features & Benefits

- Universal AC Input Voltage(120-277VAC, Triac dimming@120VAC)
- Compact design, silicone potted for better thermal performance
- Phase cut dimming, dimming down to 1%
- Suitable for indoor use
- UL Class2, Class P
- Combination Wave 2KV, Ringwave 2.5KV
- Operating temperature: -25°C~+55°C
- Comply with Title 24, UL8750
- Nominal lifetime up to 50,000 hours
- 5-year warranty


Programmable Features

- Output current(1mA step)
- Over Temperature Protection: Foldback mode, Linear decrease mode
- Programmable RMS voltage with turn-on , turn-off and full brightness



Model	Rated Input Voltage	Max Output Power	Output Current	Rated Output Voltage	Dimming Control	Dimming Range	Efficiency	TA/TC	Dimension
AFI-A1-010S0300U-V-PC	120-277VAC	10W	100-300mA	20-42VDC	0-10V	1-100%	87%	Ta:-25~+55 °C Tc:≤80 °C@50,000 h	53×33.8×24.6 mm/2.1×1.3×0.9 in.
AFI-A1-020S0600U-V-PC	120-277VAC	20W	200-600mA	20-42VDC	0-10V	1-100%	89%	Ta:-25~+55 °C Tc:≤85 °C@50,000 h	53×33.8×24.6 mm/2.1×1.3×0.9 in.
AFI-A1-010S0300U-T-PC	120-277VAC	10W	100-300mA	20-42VDC	0-10V	1-100%	87%	Ta:-25~+55 °C Tc:≤80 °C@50,000 h	53×33.8×24.6 mm/2.1×1.3×0.9 in.
AFI-A1-020S0600U-T-PC	120-277VAC	20W	200-600mA	20-42VDC	0-10V	1-100%	89%	Ta:-25~+55 °C Tc:≤85 °C@50,000 h	53×33.8×24.6 mm/2.1×1.3×0.9 in.

AFI-V1



**Tiny Driver.
Massive Power.**




AFI-V1



Features & Benefits

- Universal AC Input Voltage(120-277VAC)
- Compact design
- 88% high efficiency, low temperature rise
- Low ripple output
- IP20 rated case with silicone-based potting
- All-Round Protection: SCP, OVP, OPP(CC/CV Mode)
- UL Class2 output, Class P
- Operating temperature: -40°C~+55°C
- Comply with IEEE1789, UL8750
- Nominal lifetime up to 50,000 hours
- 5-year warranty



Model	Rated Input Voltage	Max Output Power	Output Current	Rated Output Voltage	Dimming Control	Dimming Range	Efficiency	TA/TC	Dimension
AFI-V1-024S012U-ND	120-277VAC	24W	0-2000mA	12VDC	N/A	N/A	87%	Ta:-40~+50 °C Tc:≤80 °C@50,000 h	53×32.8×24.6 mm/2.1×1.3×0.9 in.
AFI-V1-024S024U-ND	120-277VAC	24W	0-1000mA	24VDC	N/A	N/A	87%	Ta:-40~+50 °C Tc:≤80 °C@50,000 h	53×32.8×24.6 mm/2.1×1.3×0.9 in.
AFI-V1-024S048U-ND	120-277VAC	24W	0-500mA	48VDC	N/A	N/A	88%	Ta:-40~+50 °C Tc:≤80 °C@50,000 h	53×32.8×24.6 mm/2.1×1.3×0.9 in.

AFS Series



Ultra-wide Window
Working: 8-55 VDC



DT6 DT8 D4i



Wide Power Range
Coverage: 30-80W



True 1% Dimming Over Full
Output Current Range



Full Programmable
Features



0.7 Inches Wide
0.6 Inches High



AFS-B1/A1

DALI-2 or 0-10V



Features & Benefits

- 0.7 inches wide×0.6 inches high
- True 1% dimming over full output current range
- Wide current range coverage: 85-2000 mA
- Wide power range coverage: 30-80 W
- Linear form factor, metal sheet case(white), side feed
- Isolated 0-10V dimming interface
- DALI-2 Standard: IEC62386-101(ed2.0)-2014, IEC62386-102(ed2.0)-2014, IEC62386-207(ed2.0)-2018, IEC62386-209(ed1.0)-2011
- Support DALI-2 Part: 250 251 252 253
- Low standby power: <0.5W@120VAC
- Suitable for indoor use
- Flicker-free, excellent camera compatibility, spec-grade smoothness
- Nominal lifetime up to 50,000 hours
- 5-year warranty

Programmable Features

- Output current, dim to off, min dimming level
- OTP point of driver, luminous decay compensation,
- End-of-life indicator, fade in time, overload protection point
- Dimming curve: log/linear/square dimming curves
- Selectable dimming modes: solo dimming, warm dimming, tunable white, dual dimming, DT8 dimming.


Optional Functions


- Aux power: 12V/50mA



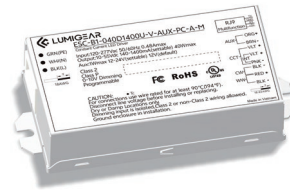
Model	Rated Input Voltage	Max Output Power	Output Current	Rated Output Voltage	Dimming Control	Dimming Range	Efficiency	TA/TC	Dimension
NEW AFS-A1-030S0850U-V-AUX-PC AFS-A1-030D0850U-V-AUX-PC AFS-B1-030D0850U-DALI-PC AFS-C1-030D0850U-DALI-PC AFS-D1-030D0850U-DALI-PC	120-277VAC	30W	85-850mA	8-55VDC	0-10V/2*0-10V DT6/DT8/D4i	1-100%	88%	Ta:-30~+55 °C Tc:≤85 °C@50,000 h	244×18.2×16 mm/9.6×0.7×0.6 in. 258.5×18.2×16 mm/10.2×0.7×0.6 in. (with flanges)
NEW AFS-A1-050S1200U-V-AUX-PC AFS-A1-050D1200U-V-AUX-PC AFS-B1-050D1200U-DALI-PC AFS-C1-050D1200U-DALI-PC AFS-D1-050D1200U-DALI-PC	120-277VAC	50W	500-1200mA	8-55VDC	0-10V/2*0-10V DT6/DT8/D4i	1-100%	89%	Ta:-30~+55 °C Tc:≤85 °C@50,000 h	244×18.2×16 mm/9.6×0.7×0.6 in. 258.5×18.2×16 mm/10.2×0.7×0.6 in. (with flanges)
NEW AFS-A1-080S2000U-V-AUX-PC AFS-A1-080D2000U-V-AUX-PC AFS-B1-080D2000U-DALI-PC AFS-C1-080D2000U-DALI-PC AFS-D1-080D2000U-DALI-PC	120-277VAC	80W	800-2000mA	5-55VDC	0-10V/2*0-10V DT6/DT8/D4i	1-100%	91%	Ta:-30~+55 °C Tc:≤85 °C@50,000 h	355.7×18.2×16 mm/14×0.7×0.6 in. 370×18.2×16 mm/14.5×0.7×0.6 in. (with flanges)

PD/ES Series





PDC-A1



ESC-B1



ESC-A1

Model	Dimming	Output Channel	FEED	Output Voltage	Output Current	Power	Efficiency	Dimension
PDC-A1-040S1200U-VT-AUX-PC-A-X	TRIAC+0-10V	Single/Dual	X=BLANK:Stud+bottom fed X=M Mounting feet+side fed	10-55VDC	120-1200mA	40W	88.5%	107.5×60.3×27.5 mm 4.2×2.3×1.1 in.
PDC-A1-055S1500U-VT-AUX-PC-A-X	TRIAC+0-10V	Single/Dual	X=BLANK:Stud+bottom fed X=M Mounting feet+side fed	10-55VDC	150-1500mA	55W	89.5%	127×60.3×27.5 mm 5.0×2.3×1.1 in. (with flanges)
ESC-B1-025D1250U-V-AUX-PC-A-X	0-10V	Dual	X=BLANK:Stud+bottom fed X=M Mounting feet+side fed	10-55VDC	125-1250 mA	25W	87%	107.5×60.3×27.5 mm 4.2×2.3×1.1 in.
ESC-B1-040D1400U-V-AUX-PC-A-X	0-10V	Dual	X=BLANK:Stud+bottom fed X=M Mounting feet+side fed	10-55VDC	140-1400 mA	40W	89%	127×60.3×27.5 mm 5.0×2.3×1.1 in. (with flanges)
ESC-B1-055D2000U-V-AUX-PC-A-X	0-10V	Dual	X=BLANK:Stud+bottom fed X=M Mounting feet+side fed	10-55VDC	200-2000 mA	55W	89%	127×60.3×27.5 mm 5.0×2.3×1.1 in. (with flanges)
ESC-A1-025X1250X-V-AUX-PC-A-X	0-10V	Single	X=BLANK:Stud+bottom fed X=M Mounting feet+side fed	8-55VDC	125-1250mA	25W	89%	107.5×60.3×27.5 mm 4.2×2.3×1.1 in.
ESC-A1-040X1400X-V-AUX-PC-A-X	0-10V	Single	X=BLANK:Stud+bottom fed X=M Mounting feet+side fed	8-55VDC	140-1400mA	40W	90%	127×60.3×27.5 mm 5.0×2.3×1.1 in. (with flanges)
ESC-A1-055X2000X-V-AUX-PC-A-X	0-10V	Single	X=BLANK:Stud+bottom fed X=M Mounting feet+side fed	10-55VDC	200-2000mA	55W	90%	127×60.3×27.5 mm 5.0×2.3×1.1 in. (with flanges)

PDC-A1

TRIAC + 0-10V



Features & Benefits

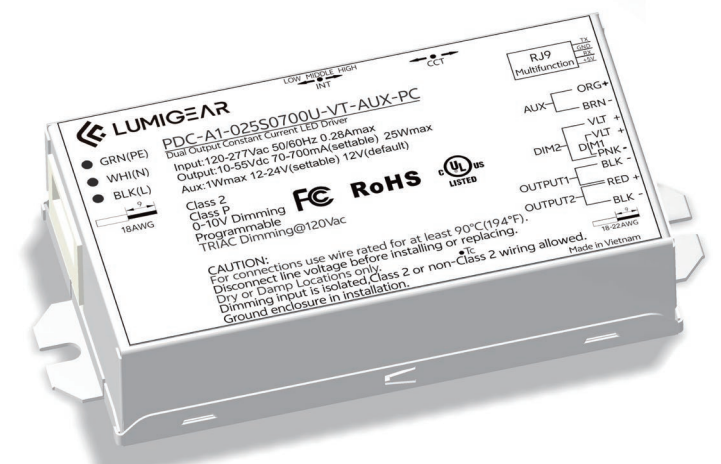
- Tri-mode dimming: 0-10V, 1-10V, MLV, ELV, TRIAC
- Wide current range coverage: 70-1500 mA
- Wide voltage range coverage: 10-55 VDC
- Compact form factor, metal sheet case (white)
- TRIAC dimming + isolated 0-10V dimming, dimming down to true 1%
- Suitable for indoor use
- Nominal lifetime up to 50,000 hours
- 5-year warranty

Programmable Features

- Output current, dim to off, min dimming level
- Log/linear/square dimming curves
- OTP point of driver, LED thermal protection, luminous decay compensation
- Output voltage of aux power

Optional Function

- Aux power: 12-24V programmable, 1W
- Built-in 3 current adjustment by INT switch
- Built-in 3/4/5 CCT switch
- Mounting feet or stud type
- Digital and analog interface ready



Model	Rated Input Voltage	Max Output Power	Output Current	Rated Output Voltage	Dimming Control	Dimming Range	Efficiency	TA/TC	Dimension
PDC-A1-025S0700U-VT-AUX-PC-A-M	120-277VAC	25W	70-700mA	10-55VDC	TRIAC+0-10V TRIAC+2*0-10V	1-100%	88%	Ta: -30~+50 °C Tc: ≤85 °C@50,000 h	107.5×60.3×27.5 mm/4.2×2.3×1.1 in. 127×60.3×27.5 mm/5.0×2.3×1.1 in. (with flanges)
PDC-A1-040S1200U-VT-AUX-PC-A-M	120-277VAC	40W	120-1200mA	10-55VDC	TRIAC+0-10V TRIAC+2*0-10V	1-100%	88.5%	Ta: -30~+50 °C Tc: ≤85 °C@50,000 h	107.5×60.3×27.5 mm/4.2×2.3×1.1 in. 127×60.3×27.5 mm/5.0×2.3×1.1 in. (with flanges)
PDC-A1-055S1500U-VT-AUX-PC-A-M	120-277VAC	55W	150-1500mA	10-55VDC	TRIAC+0-10V TRIAC+2*0-10V	1-100%	89.5%	Ta: -30~+50 °C Tc: ≤85 °C@50,000 h	107.5×60.3×27.5 mm/4.2×2.3×1.1 in. 127×60.3×27.5 mm/5.0×2.3×1.1 in. (with flanges)

PDL-B1/C1/D1/A1

DALI-2 or 0-10V



Features & Benefits

- Wide current range coverage: 140-2300 mA
- Wide voltage range coverage: 8-55 VDC
- Linear form factor, metal sheet case(white), side feed
- Dimmable built-in constant current independent dual outputs LED driver, dimming down to true 1%.
- DALI-2 Standard: IEC62386-101{ed2.0}-2014, IEC62386-102{ed2.0}-2014, IEC62386-207{ed2.0}-2018, IEC62386-209{ed1.0}-2011
- Support DALI-2 Part: 250 251 252 253
- Low standby power: <0.7W@120VAC
- Suitable for indoor use
- Nominal lifetime up to 50,000 hours
- 5-year warranty

Programmable Features

- Output current
- Colour temperature range
- OTP point, luminous decay compensation, LED thermal protection(NTC)
- Overload protection point
- Dimming curve: log/linear
- Selectable dimming modes:
solo dimming,
warm dimming,
tunable white,
dual dimming,
DT8 dimming.



Model	Rated Input Voltage	Max Output Power	Output Current	Rated Output Voltage	Dimming Control	Dimming Range	Efficiency	TA/TC	Dimension
PDL-B1-030D1400X-DALI-PC PDL-C1-030D1400X-DALI-PC PDL-D1-030D1400X-DALI-PC PDL-A1-030D1400X-V-AUX-PC	120-277VAC 120-347VAC	30W	2*(140-1400)mA	8-55VDC	DT6 DT8 D4i 0-10V	1-100%	89%	Ta:-30~+50 °C Tc:≤80 °C@50,000 h	280×30×21.5 mm/11.0×1.2×0.8 in.
PDL-B1-050D1400X-DALI-PC PDL-C1-050D1400X-DALI-PC PDL-D1-050D1400X-DALI-PC PDL-A1-050D1400X-V-AUX-PC	120-277VAC 120-347VAC	50W	2*(140-1400)mA	8-55VDC	DT6 DT8 D4i 0-10V	1-100%	89%	Ta:-30~+50 °C Tc:≤80 °C@50,000 h	280×30×21.5 mm/11.0×1.2×0.8 in.
PDL-B1-085D2300X-DALI-PC-2 PDL-C1-085D2300X-DALI-PC-2 PDL-D1-085D2300X-DALI-PC-2 PDL-A1-085D2300X-V-AUX-PC-2	120-277VAC 120-347VAC	85W	2*(230-2300)mA	10-55VDC	DT6 DT8 D4i 0-10V	1-100%	90%	Ta:-30~+55 °C Tc:≤80 °C@50,000 h	380×30×25.4 mm/14.9×1.2×1.0 in.

ESC-B1

0-10V



Features & Benefits

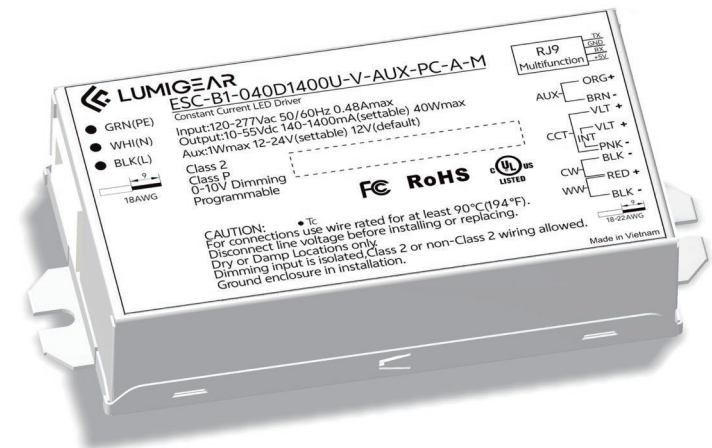
- Wide current range coverage: 125-2000 mA
- Wide voltage range coverage: 10-55 VDC
- Compact form factor, metal sheet case
- Two Isolated 0-10V dimming Interfaces, dimming down to true 1%
- Flicker-free, excellent camera compatibility
- Nominal lifetime up to 50,000 hours
- 5-year warranty

Programmable Features

- Output current, dim to off, min dimming level, output voltage of aux power
- OTP point of driver, LED thermal protection
- End-of-life indicator, fade in time, overload protection point
- Log/linear/square dimming curves
- Selectable dimming modes: warm dimming, tunable white, and solo dimming

Optional Function

- Aux power: 12-24V programmable, 1W
- Built-in current adjustment by 3INT switch
- Built-in 5CCT switch
- Mounting feet or stud type
- Digital and analog interface ready



Model	Rated Input Voltage	Max Output Power	Output Current	Rated Output Voltage	Dimming Control	Dimming Range	Efficiency	TA/TC	Dimension
ESC-B1-025D1250X-V-AUX-PC-A-M	120-277VAC 120-347VAC	25W	125-1250mA	10-55VDC	0-10V	1-100%	87%	Ta: -30~+50 °C Tc: ≤80 °C@50,000 h	107.5×60.3×27.5 mm/4.2×2.3×1.1 in. 127×60.3×27.5 mm/5.0×2.3×1.1 in. (with flanges)
ESC-B1-040D1400X-V-AUX-PC-A-M	120-277VAC 120-347VAC	40W	140-1400mA	10-55VDC	0-10V	1-100%	89%	Ta: -30~+50 °C Tc: ≤80 °C@50,000 h	107.5×60.3×27.5 mm/4.2×2.3×1.1 in. 127×60.3×27.5 mm/5.0×2.3×1.1 in. (with flanges)
ESC-B1-055D2000X-V-AUX-PC-A-M	120-277VAC 120-347VAC	55W	200-2000mA	10-55VDC	0-10V	1-100%	89%	Ta: -30~+50 °C Tc: ≤80 °C@50,000 h	107.5×60.3×27.5 mm/4.2×2.3×1.1 in. 127×60.3×27.5 mm/5.0×2.3×1.1 in. (with flanges)

ESC-A1

0-10V



Features & Benefits

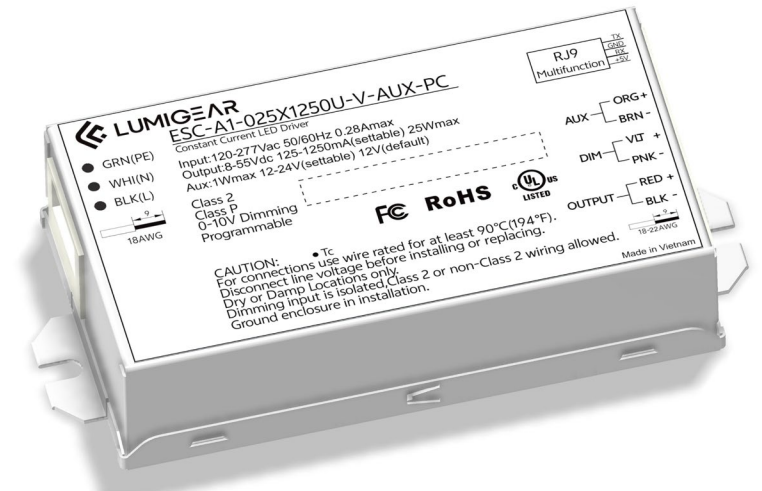
- Wide current range coverage: 125-2000 mA
- Wide voltage range coverage: 8-55 VDC
- Compact form factor, metal sheet case
- Isolated 0-10V dimming, dimming down to true 1%
- Suitable for indoor use
- Flicker-free, excellent camera compatibility
- Nominal lifetime up to 50,000 hours
- 5-year warranty

Programmable Features

- Output current, dim to off, min dimming level, output voltage of aux power
- OTP point of driver, LED thermal protection, luminous decay compensation
- End-of-life indicator, fade in time, overload protection point

Optional Function

- Aux power: 12-24V programmable, 1W
- Built-in 3 current adjustment by INT switch
- Built-in 3 CCT switch
- Mounting feet or stud type
- Digital and analog interface ready



Model	Rated Input Voltage	Max Output Power	Output Current	Rated Output Voltage	Dimming Control	Dimming Range	Efficiency	TA/TC	Dimension
ESC-A1-025X1250X-V-AUX-PC-A-M	120-277VAC 120-347VAC	25W	125-1250mA	8-55VDC	0-10V	1-100%	89%	Ta: -30~+50 °C Tc: ≤85 °C@50,000 h	107.5×60.3×27.5 mm/4.2×2.3×1.1 in. 127×60.3×27.5 mm/5.0×2.3×1.1 in. (with flanges)
ESC-A1-040X1400X-V-AUX-PC-A-M	120-277VAC 120-347VAC	40W	140-1400mA	8-55VDC	0-10V	1-100%	90%	Ta: -30~+50 °C Tc: ≤85 °C@50,000 h	107.5×60.3×27.5 mm/4.2×2.3×1.1 in. 127×60.3×27.5 mm/5.0×2.3×1.1 in. (with flanges)
ESC-A1-055X2000X-V-AUX-PC-A-M	120-277VAC 120-347VAC	55W	200-2000mA	10-55VDC	0-10V	1-100%	90%	Ta: -30~+50 °C Tc: ≤85 °C@50,000 h	107.5×60.3×27.5 mm/4.2×2.3×1.1 in. 127×60.3×27.5 mm/5.0×2.3×1.1 in. (with flanges)

ESL-A1E

0-10V



Features & Benefits

- Universal AC Input Voltage(120-277VAC/120-347VAC)
- Linear form factor, Side feed, Metal sheet case(White)
- One Isolated 0-10V dimming interface, dim down to true 1%
- Low standby power, <0.6W@120VAC
- Flicker-free, excellent camera compatibility, spec-grade smoothness
- Suitable for indoor use
- Comply with UL8750 Class 2, IEEET1789,

Optional Functions

- Aux power, 100mA/12V
- Built-in 3INT and 3CCT selection switch

Programmable Features

- Output current at each position of INT switch, Dim to off, Min Dimming Level
- LED Thermal Protection



Model	Rated Input Voltage	Max Output Power	Output Current	Rated Output Voltage	Dimming Control	Dimming Range	Efficiency	TA/TC	Dimension
NEW ESL-A1E-030S-1050U-V-AUX-PC-TT	120-277VAC 120-347VAC	30W	300-1050mA	20-50VDC	0-10V	1-100%	88%	Ta:-30~+50 °C Tc:≤80 °C@50,000 h	280×30×21.5 mm/11.0×1.2×0.8 in.
NEW ESL-A1E-050S-1400U-V-AUX-PC-TT	120-277VAC 120-347VAC	50W	500-1400mA	20-50VDC	0-10V	1-100%	88%	Ta:-30~+50 °C Tc:≤80 °C@50,000 h	280×30×21.5 mm/11.0×1.2×0.8 in.

ESL-A1

0-10V



Features & Benefits

- Wide current range coverage: 105-2800 mA
- Wide voltage range coverage: 8-55 VDC
- Linear form factor, metal sheet case(white), side feed
- Isolated 0-10V dimming interface, dimming down to true 1%
- Low standby power: <0.7W@120VAC
- Suitable for indoor use
- Flicker-free, excellent camera compatibility, spec-grade smoothness
- Nominal lifetime up to 50,000 hours
- 5-year warranty

Programmable Features

- Output current, dim to off, min dimming level
- OTP point of driver, LED module thermal protection, luminous decay compensation,
- End-of-life indicator, fade in time, overload protection point
- Dimming curve: log/linear/square dimming curves

Optional Function

- Aux power, 100mA/12V
- Built-in programmable 3/4/5INT and 3/4/5CCT selection switch(030D 050D ONLY)



Model	Rated Input Voltage	Max Output Power	Output Current	Rated Output Voltage	Dimming Control	Dimming Range	Efficiency	TA/TC	Dimension
ESL-A1-030S1050X-V-AUX-X	120-277VAC 120-347VAC	30W	105-1050mA	8-55VDC	0-10V	1-100%	87%	Ta:-30~+50 °C Tc:≤80 °C@50,000 h	280×30×21.5 mm/11.0×1.2×0.8 in.
ESL-A1-050S1400X-V-AUX-X	120-277VAC 120-347VAC	50W	140-1400mA	8-55VDC	0-10V	1-100%	89%	Ta:-30~+50 °C Tc:≤80 °C@50,000 h	280×30×21.5 mm/11.0×1.2×0.8 in.
ESL-A1-085S2300X-V-AUX-X-2	120-277VAC 120-347VAC	85W	230-2300mA	10-55VDC	0-10V	1-100%	90%	Ta:-30~+50 °C Tc:≤80 °C@50,000 h	380×30×25.4 mm/14.9×1.2×1.0 in.
ESL-A1-096S2800U-V-AUX-PC-2	120-277VAC 120-347VAC	96W	280-2800mA	10-55VDC	0-10V	1-100%	91.5%	Ta:-30~+55 °C Tc:≤80 °C@50,000 h	380×30×25.4 mm/14.9×1.2×1.0 in.
ESL-A1-030D1050X-V-AUX-PC-VV	120-277VAC 120-347VAC	30W	105-1050mA	10-55VDC	2*0-10V	1-100%	87%	Ta:-30~+50 °C Tc:≤80 °C@50,000 h	280×30×21.5 mm/11.0×1.2×0.8 in.
ESL-A1-050D1400X-V-AUX-PC-VV	120-277VAC 120-347VAC	50W	140-1400mA	10-55VDC	2*0-10V	1-100%	89%	Ta:-30~+50 °C Tc:≤85 °C@50,000 h	280×30×21.5 mm/11.0×1.2×0.8 in.

CVJ WITH Enclosure



Wide Power Range
Coverage: 96-288W



DALI-2 DT6 DT8



Smooth, Flicker-free
Dimming to 0.1%




Tri-mode,
0-10V, 1-10V, MLV, ELV, TRIAC



Output Voltage,
24/36/48V



All-Round Protection,
SCP, OVP, OTP, OPP





CVP-A1



CVW-A1



CVJ-A1



CVL-B1

Model	Enclosure	Dimming	Dimming Range	Output Voltage	Output Current	Power	Efficiency	Dimension
CVP-A1-096SxxxU-ND	IP20	/	/	24VDC/36VDC 48VDC	0-4000mA/0-2667mA 0-2000mA	96W	94%	140×28×20.7 mm/5.5×1.1×0.8 in. 150×28×20.7 mm/5.9×1.1×0.8 in. (with flanges)
CVP-B1-096SxxxU-VT	IP20	TRIAC+0-10V	0.1-100%	24VDC/36VDC 48VDC	0-4000mA/0-2667mA 0-2000mA	96W	94%	176×26×19.5 mm/6.9×1.0×0.7 in. (TBD)
CVW-A1-096SxxxX-VT	IP66	TRIAC+0-10V	0.1-100%	24VDC/36VDC 48VDC	0-4000mA/0-2667mA 0-2000mA	96W	91%	191×34.5×32 mm/7.5×1.3×1.2 in. 215×34.5×32 mm/8.5×1.3×1.2 in. (with flanges)
CVJ-A1-096SxxxU-VT	With Junction Box	TRIAC+0-10V	0.1-100%	24VDC/36VDC 48VDC	0-4000mA/0-2667mA 0-2000mA	96W	91%	203.6×71.7×35.3 mm/8×2.8×1.4 in. 218×71.7×35.3 mm/8.6×2.8×1.4 in. (with flanges)
CVJ-A1-192DxxxU-VT	With Junction Box	TRIAC+0-10V	0.1-100%	24VDC/36VDC 48VDC	2*(0-4000)mA/2*(0-2666)mA 2*(0-2000)mA	2*96W	91%	230×115.6×40 mm/9×4.5×1.5 in. 248.5×115.6×40 mm/9.8×4.5×1.5 in. (with flanges)
CVJ-A1-288XXXXX-VT	With Junction Box	TRIAC+0-10V	0.1-100%	24VDC/36VDC 48VDC	3*(0-4000)mA/3*(0-2666)mA 3*(0-2000)mA	3*96W	94%	233.6×115.6×40 mm/9.2×4.5×1.5 in. (TBD)
CVL-B1-096S024U-V	IP65	0-10V	0.1%	24VDC	0-4000mA	96W	89%	210.8×44.5×30.5 mm/8.3×1.7×1.2 in. 242×44.5×30.5 mm/9.5×1.7×1.2 in. (with flanges)
CVL-B1-096S048U-V	IP65	0-10V	0.1%	48VDC	0-2000mA	96W	89%	210.8×44.5×30.5 mm/8.3×1.7×1.2 in. 242×44.5×30.5 mm/9.5×1.7×1.2 in. (with flanges)

CVJ-A1

DALI-2 or TRIAC + 0-10V




Features & Benefits

- Compact Design, 30% smaller than conventional enclosures.
- High Efficiency up to 94%
- 24V-48V output voltage options
- Tri-mode dimming: 0-10V,1-10V,MLV,ELV,TRIAC
- Field or factory installation
- Dry, damp and wet location design for indoor and outdoor installations
- Built-in APFC
- Isolated 0-10V dimming, dimming down to 0.1%
- Complies with leading-edge/trailing-edge dimmer
- Wide load range from 10% to 100%(TRIAC Dimming)

- Flicker-free, excellent camera compatibility, spec-grade smoothness
- All-round protection: SCP, OVP, OTP, OPP(CC/CV mode, especially suitable for LED strip)
- Constant voltage PWM style output
- Nominal lifetime up to 50,000 hours
- 5-year warranty

Optional Functions

- Input voltage: 120-277VAC or 120-347VAC
- Aux power, 12V/50m



Model	Rated Input Voltage	Max Output Power	Output Current	Rated Output Voltage	Dimming Control	Dimming Range	Efficiency	TA/TC	Dimension
CVJ-A1-096S024X-VT CVJ-A1-096S036X-VT CVJ-A1-096S048X-VT	120-277VAC 120-347VAC	96W	0-4000mA 0-2666mA 0-2000mA	24VDC 36VDC 48VDC	TRIAC+0-10V	0.1%	91%	Ta:-40~+55 °C Tc:≤80 °C@50,000 h	203.6×71.7×35.3 mm/8×2.8×1.4 in. 218×71.7×35.3 mm/8.6×2.8×1.4 in. (with flanges)
CVJ-A1-192X024X-VT CVJ-A1-192X036X-VT CVJ-A1-192X048X-VT	120-277VAC 120-347VAC	2*96W	2*(0-4000)mA 2*(0-2666)mA 2*(0-2000)mA	24VDC 36VDC 48VDC	TRIAC+0-10V	0.1%	91%	Ta:-40~+50 °C Tc:≤80 °C@50,000 h	230×115.6×40 mm/9×4.5×1.5 in. 248.5×115.6×40 mm/9.8×4.5×1.5 in. (with flanges)
CVJ-A1-288X024X-VT CVJ-A1-288X036X-VT CVJ-A1-288X048X-VT	120-277VAC	3*96W	3*(0-4000)mA 3*(0-2666)mA 3*(0-2000)mA	24VDC 36VDC 48VDC	TRIAC+0-10V	0.1%	94%	Ta:-40~+50 °C Tc:≤80 °C@50,000 h	233.6×115.6×40 mm/9.2×4.5×1.5 in. (TBD)

CVP Series


Constant Voltage



Wide Power Range coverage, 96W



Tri-mode, 0-10V, 1-10V, MLV, ELV, TRIAC



True 1% Dimming Over Full Output Current Range



Ultra-high Efficiency, Up To 94% At Maximum




Output Voltage, 24/36/48V

96W



CVP-B1

TRIAC + 0-10V



Features & Benefits

- Tri-mode dimming: 0-10V, 1-10V, MLV, ELV, TRIAC
- High efficiency up to 94%
- 24V-48V output voltage options
- Isolated 0-10V dimming, dimming down to 0.1%
- IP20 rated case with silicone-based potting
- All-round Protection: SCP, OVP, OPP(CC/CV mode, especially suitable for LED strip)
- Constant voltage PWM style output
- UL Class2 output, Class P
- Operating temperature: -35°C~+50°C
- Complies with IEEE1789(≥1% dimming), UL8750


Model	Rated Input Voltage	Max Output Power	Output Current	Rated Output Voltage	Dimming Control	Dimming Range	Efficiency	TA/TC	Dimension
CVP-B1-096S024U-VT	120-277VAC	96W	0-4000mA	24VDC	TRIAC+0-10V	0.1-100%	94%	/	176×26×19.5 mm/6.9×1.0×0.7 in. (TBD)
CVP-B1-096S036U-VT	120-277VAC	96W	0-2667mA	36VDC	TRIAC+0-10V	0.1-100%	94%	/	176×26×19.5 mm/6.9×1.0×0.7 in. (TBD)
CVP-B1-096S048U-VT	120-277VAC	96W	0-2000mA	48VDC	TRIAC+0-10V	0.1-100%	94%	/	176×26×19.5 mm/6.9×1.0×0.7 in. (TBD)

CVP-A1



Features & Benefits

- High Efficiency up to 94%
- 24V-48V output voltage options
- Compact design
- IP20 rated case with silicone-based potting
- All-round protection: SCP, OVP, OPP
- UL Class2 output, Class P
- Operating temperature: -35°C~+50°C
- Complies with IEEE1789, UL8750
- Nominal lifetime up to 50,000 hours
- 5-year warranty



Model	Rated Input Voltage	Max Output Power	Output Current	Rated Output Voltage	Dimming Control	Dimming Range	Efficiency	TA/TC	Dimension
CVP-A1-096S024U-ND	120-277VAC	96W	0-4000mA	24VDC	N/A	N/A	94%	Ta:-35~+50 °C Tc:≤80 °C@50,000 h	140×28×20.7 mm/5.5×1.1×0.8 in. 150×28×20.7 mm/5.9×1.1×0.8 in. (with flanges)
CVP-A1-096S036U-ND	120-277VAC	96W	0-2667mA	36VDC	N/A	N/A	94%	Ta:-35~+50 °C Tc:≤80 °C@50,000 h	140×28×20.7 mm/5.5×1.1×0.8 in. 150×28×20.7 mm/5.9×1.1×0.8 in. (with flanges)
CVP-A1-096S048U-ND	120-277VAC	96W	0-2000mA	48VDC	N/A	N/A	94%	Ta:-35~+50 °C Tc:≤80 °C@50,000 h	140×28×20.7 mm/5.5×1.1×0.8 in. 150×28×20.7 mm/5.9×1.1×0.8 in. (with flanges)

CVW-A1

TRIAC + 0-10V



Features & Benefits

- Tri-mode dimming: 0-10V, 1-10V, MLV, ELV, TRIAC
- 24V-48V output voltage options
- Linear form factor, compact design
- Isolated 0-10V dimming, dimming down to 0.1%
- Flicker-free, excellent camera compatibility, spec-grade smoothness
- All-round protection: SCP, OVP, OTP, OPP(CC/CV mode, especially suitable for LED strip)
- IP66 design for indoor and outdoor installations(wet location)
- Constant voltage PWM style output
- Class2, Class P
- Operating temperature: -35°C~+55°C
- Complies with IEEE1789(≥1% dimming), UL8750
- Nominal lifetime up to 50,000 hours
- 5-year warranty

Optional Functions

- Input voltage: 120-277VAC or 120-347VAC
- Complies with leading-edge/trailing-edge dimmer
- Wide load range from 10% to 100%(TRIAC Dimming)
- Aux power, 12V/50mA



Model	Rated Input Voltage	Max Output Power	Output Current	Rated Output Voltage	Dimming Control	Dimming Range	Efficiency	TA/TC	Dimension
CVW-A1-096S024X-VT	120-277VAC 120-347VAC	96W	0-4000mA	24VDC	TRIAC+0-10V	0.1	90%	Ta:-35~+55 °C Tc:≤80 °C@50,000 h	191×34.5×32 mm/7.5×1.3×1.2 in. 215×34.5×32 mm/8.5×1.3×1.2 in. (with flanges)
CVW-A1-096S036X-VT	120-277VAC 120-347VAC	96W	0-2666mA	36VDC	TRIAC+0-10V	0.1	91%	Ta:-35~+55 °C Tc:≤80 °C@50,000 h	191×34.5×32 mm/7.5×1.3×1.2 in. 215×34.5×32 mm/8.5×1.3×1.2 in. (with flanges)
CVW-A1-096S048X-VT	120-277VAC 120-347VAC	96W	0-2000mA	48VDC	TRIAC+0-10V	0.1	91%	Ta:-35~+55 °C Tc:≤80 °C@50,000 h	191×34.5×32 mm/7.5×1.3×1.2 in. 215×34.5×32 mm/8.5×1.3×1.2 in. (with flanges)

CVL-B1

0-10V



Features & Benefits

- All-round protection: SCP, OVP, OTP, OPP(CC/CV mode, especially suitable for LED strip)
- Flicker-free, excellent camera compatibility, spec-grade smoothness
- Isolated 0-10V dimming, PWM output, down to 0.1% dimming level
- Painted sheet steel
- Nominal lifetime up to 50,000 hours
- 5-year warranty

Optional Function

- Aux power of 12V/100mA
- Category B 6KV/IP65



Model	Rated Input Voltage	Max Output Power	Output Current	Rated Output Voltage	Dimming Control	Dimming Range	Efficiency	TA/TC	Dimension
CVL-B1-096S024U-V	120-277VAC	96W	0-4000mA	24VDC	0-10V	0.1%	89%	Ta:-40~+55 °C Tc:≤80 °C@50,000 h	210.8×44.5×30.5 mm/8.3×1.7×1.2 in. 242×44.5×30.5 mm/9.5×1.7×1.2 in. (with flanges)
CVL-B1-096S048U-V	120-277VAC	96W	0-2000mA	48VDC	0-10V	0.1%	89%	Ta:-40~+55 °C Tc:≤80 °C@50,000 h	210.8×44.5×30.5 mm/8.3×1.7×1.2 in. 242×44.5×30.5 mm/9.5×1.7×1.2 in. (with flanges)

20260512



 www.lumigear.com

 E-Mail: info@lumigear.com

 11325 Cash Road, Stafford, TX 77477